

















ACCESSORIES *HAND CRANK & MOTORIZED REELS*



SPEED CONTROLLERS FOR MOTORIZED MODELS

| | PART NO. | MOTOR OPTIONS | | | | | | | |
|--|--------------------|---------------|----|----|----|----|----|---|----|
| | | E | EB | ED | EA | EF | EJ | A | AB |
|  Explosion Proof Stationary Push Button Switch For 12V D.C. applications, must be used with solenoid. Cast 3/4" N.P.T. hub inlet. | 20882 | • | | | | | | | |
|  Vapor Proof Junction Box Includes box cover & gasket, has three 3/4" N.P.T. hubs. | 20883 | • | • | • | • | • | | | |
|  General Purpose Reversing Switch For direct starting & reversing of A.C. rewind motor. | 15210 | | | | • | | | | |
|  Sealed Push Button Switch Weather proof, dust proof momentary contact. To be used with solenoid. 30 AMP. | 20876 | • | • | • | | • | | | |
|  Solenoid Relay 12V D.C. for activating motor. | 20877 | • | | • | | | | | |
|  Circuit Breaker 50 amp automatic reset, circuit breaker. A circuit breaker is recommended for all 12V D.C. explosion proof motors. | 20878 | • | | • | | | | | |
|  Switch Box (Includes #20876, #20877, & #20878 & all parts needed to assemble the entire switch box) - Casing is powder coated crinkle black. | 8281 | • | | • | | | | | |
|  Electrical Box & Switch - Installs on any DC electric motor kit. - Push button switch mounts to frame. or to 3-Way Pin Lock. - Works with all guards and accessories. | 16780-12 12 VDC | • | | • | | | | | |
| | 16780-24 24 VDC | • | | • | | | | | |
|  115/230 AC/Volt Variable Speed Controller - 10-amp fuse. - On/off push button switch. - Forward/reverse feature. | 20875 | | | | • | | | | |
|  115/230 AC/Volt Variable Speed Controller - 10-amp fuse. - On/off push button switch. | 20874 | | | | • | | • | | |
|  115/230 AC/Volt Variable Speed Controller • 10-amp fuse. • Switch not included | 20873 | | | | • | | • | | |
|  12 Volt DC Electric Motor Variable Speed Controller On/off push button switch. • Relay, 50-amp circuit breaker. • Forward/reverse feature. | 20872 | • | | • | | | | | |
|  12 Volt DC Electric Motor Variable Speed Controller On/off push button switch. • Relay, 50-amp circuit breaker. | 20871 | • | | • | | | | | |

SPEED CONTROLLERS FOR MOTORIZED MODELS

| | PART NO. | MOTOR OPTIONS | | | | | | | |
|---|----------|---------------|----|----|----|----|----|---|----|
| | | E | EB | ED | EA | EF | EJ | A | AB |
|  12 Volt DC Electric Motor Variable Speed Controller • Switch not included | 20870 | • | | • | | | | | |
|  Electric Motor Speed Controller • For AC motors • Fixed speed - 50% less | 20868 | | | | • | | | | |
|  Control Valve Control valve for No. 4 Gast Air Motor available upon request | 15212 | | | | | | | • | |
| | 15212-1 | | | | | | | | • |

SM SERIES MOUNTING BRACKET

| | PART NO. | AVAILABLE ON | |
|---|----------|--------------|----|
| | | | SM |
|  Mounting Bracket Pivoting base for wall mounting only. Heavy gauge steel construction, powder coated crinkle black, includes rigid arm with 8-position locking pivot base. Weight: 8 lbs. | SMK-202 | | • |
|  Tube Mounting Bracket Pivoting base for tube mounting only. Heavy gauge steel construction, powder coated crinkle black, includes bent square tube arm with 8-position locking pivot base. Tube is 1 1/4" square 14 ga tube which slides into square tube receiver (Not included). A favorite mounting method used by trailer and cart builders. | SMK-502 | | • |

DISTRIBUTORS MERCHANDISING DISPLAY

Coxreels Point of Purchase Merchandising Display is a proven "Sales Generator."

It has been tested & proven to increase sales. It's essential in demonstrating the controlled retraction of the EZ-Coil Safety line.

INCLUDES: Heavy-duty powder coated steel display rack, full color product specific hang tags, tri-fold brochures with mountable tri-fold holder & full-color display banner!

- Safe & Simple Demonstration Tool
- Creates Visual Impulse Purchases
- Mix & Match Up To Four Coxreels Models
- Durable Crinkle Black Powder-Coat Finish
- Adjustable Leveling Feet To Prevent Rocking
- Fast & Easy To Assemble
- No Additional Parts Necessary
- Offered Exclusively By Coxreels

Dimensions: 27" W x 58" H x 24" D

Weight: Aprx. 50 lbs

To get a P.O.P. display working for you, call Coxreels Customer Service Department at 1-800-269-7335 and order yours today!



 **WARNING: Cancer and reproductive Harm – See page 63 for more information – www.P65Warning.ca.gov**

