

**HOSE, CORD, & CABLE REELS**

# MARINE & OFFSHORE OPERATIONS

**COXREELS SINCE 1923**



**INDUSTRY CATALOG**



# MARINE REELS



**IT'S NOT JUST A LABEL,**

**IT'S A BADGE OF HONOR**

Hose reels are essential components in industrial cleaning applications. Reels are the best choice for high pressure hose management solution in the power washing industry as they are used to neatly store and efficiently handle hoses on pressure washer units, adding convenience while routinely spraying and cleaning properties and equipment.

## ***The Recognized Industry Leader***

Coxreels is wholesale-only since 1923. Our product is made to high standards, supplying industrial grade product to distributors and OEMs worldwide. We are recognized as the leader in the reeling industry. We have been providing the most complete and diverse line of hose, cord, and cable reels for 10 decades!

## ***The Most Complete Line of Marine Reels in the Market***

Numerous industries, including those involving corrosive and hygienic environments, prefer our reels because of their resistance to rust and corrosion and the absence of paint, which can contaminate products. Marine applications are found in many industries including, but not limited to:

- Refueling and lubricating liquids
- Pressure washing
- Electric cable for tools and boat servicing
- Gas/arc welding
- Heavy rope storage
- Pneumatics and hydraulics
- Off shore crude unloading

## ***Proven Reeling Solutions for Stainless Steel Needs!***

Stainless steel hose reels not only make hoses last longer, they save time and allow for hassle-free maintenance. Compact design and quality steel construction are incorporated into Coxreels' diverse line of stainless steel reels. No matter what your application, we have a solution for you!

Our versatile and wide reel selection handles various capacities and comes in different sizes to suit any pressure washing requirement. Our standard reeling devices suggested in this catalog are already specified to meet the needs of the pressure washing market. Coxreels also has the engineering power to design and build custom reels, so please consult the factory if you cannot locate a reel that will work with your equipment, we will be happy to assist you with a solution.

**VALUE THE DIFFERENCE...**

**Make COXREELS your reel choice!**



# PROFESSIONAL GRADE FEATURES

## A HIGHER LEVEL OF STANDARDS



### STAINLESS STEEL CONSTRUCTION

High-Quality stainless steel or steel (powder coated models) construction provides superior strength and durability for heavy-duty applications in commercial and industrial settings



### STAINLESS STEEL SWIVEL

Machined from high quality, pure 316 stainless steel & configured in a 90° fluid path with full flow design



### STAINLESS STEEL AXLE

1" solid stainless steel or steel (powder coated models) axle & lubricated bearings for extra strength & durability. Not a hollow tube & no fluid travels through it



### CNC SPUN DISCS

All stainless steel rolled edges & ribbed discs for added safety, strength & durability. Steel discs for powder coated models



### CARTRIDGE MOTOR

Enclosed factory tuned & matched cartridge style motor for safe & easy replacement



### COMPONENT COVER

External CPC powder coated steel components cover for simple slip ring routine maintenance



### LOW PROFILE RISER

Low profile riser with open drum slot allows for smooth even hose wraps that will not pinch or bind your hose. **NO HUMP!**



### ALL WELDED STAINLESS STEEL "A" FRAME

All welded stainless steel "A" frame for strength & durability. Steel frame for powder coated models. **NOT BOLTED!**



### CPC™ POWDER COAT

Our blue powder coat finish is long lasting, chip resistant & rust inhibiting



### BRASS SWIVEL

External fluid path, machined from solid brass, full flow, swivel for simple seal maintenance. Powder coated models




### 2 YEAR WARRANTY

Coxreels proudly stands behind our reels as they are built to last!



### USA MADE, QUALITY & SUPPORT

We take great pride in designing, building & supplying the world's finest reels made right here in the U.S.A.



## VISIT US ONLINE

Coxreels is committed to providing our customers with the ultimate online experience as they navigate through the most complete and diverse line of hose, cord, and cable reels.

We hope that you enjoy the fresh look and feel of our updated website and find that this portal serves as a valuable resource for you!

FOLLOW US



[www.coxreels.com](http://www.coxreels.com) • 1.800.COX.REEL

MARINE

3/8" - 3/4" I.D.

# SS SERIES

## STAINLESS STEEL SPRING RETRACTABLE HOSE REELS



**COXREELS® SS Series** "Stainless Steel" spring driven hose reels have similar features to their related series, but are constructed of high quality electro-polished stainless steel with stainless steel fluid paths. They offer clean, non-corrosive performance in applications that require it, such as food and chemical processing, marinas, and anywhere that rust, corrosion and contamination thrive.

### SS SERIES

LESS HOSE							SIZE INDEX
MODEL	I.D.	O.D.	FT.	PSI	APRX. LBS.		
<b>P SERIES</b>							
P-LPL-335-SS	3/8"	1/2"	35	300	34	<b>1</b>	
P-LPL-350-SS	3/8"	5/8"	50	300	39	<b>1</b>	
P-LPL-425-SS	1/2"	3/4"	25	300	39	<b>2</b>	
<b>SH &amp; MP SERIES</b>							
SHL-N-350-SS	3/8"	5/8"	50	300	44	<b>3</b>	
SHL-N-450-SS	1/2"	3/4"	50	300	46	<b>3</b>	
SHL-N-525-SS	3/4"	1 1/16"	25	300	45	<b>4</b>	
MPL-N-350-SS	3/8"	1 1/16"	50	3,000	53	<b>3</b>	
MPL-N-450-SS	1/2"	1 3/16"	50	2,500	53	<b>3</b>	
<b>T SERIES</b>							
TSHL-N-350-SS	3/8"	5/8"	50	300	55	<b>5</b>	
TSHL-N-375-SS	3/8"	5/8"	75	300	73	<b>6</b>	
TSHL-N-3100-SS	3/8"	5/8"	100	300	74	<b>6</b>	
TSHL-N-450-SS	1/2"	3/4"	50	300	55	<b>5</b>	
TSHL-N-475-SS	1/2"	3/4"	75	300	71	<b>6</b>	
TSHL-N-4100-SS	1/2"	3/4"	100	300	80	<b>6</b>	
TSHL-N-550-SS	3/4"	1 1/16"	50	300	70	<b>7</b>	
TMPL-N-3100-SS	3/8"	1 1/16"	100	3,000	82	<b>6</b>	
TMPL-N-4100-SS	1/2"	1 3/16"	100	3,000	80	<b>6</b>	
<b>EN SERIES</b>							
ENL-N-335-SS	3/8"	5/8"	35	300	46	<b>8</b>	
ENL-N-350-SS	3/8"	5/8"	50	300	58	<b>9</b>	
ENL-N-425-SS	1/2"	3/4"	25	300	63	<b>8</b>	
ENL-N-450-SS	1/2"	3/4"	50	300	61	<b>9</b>	
ENML-N-335-SS	3/8"	1 1/16"	35	3,000	64	<b>8</b>	
ENML-N-350-SS	3/8"	1 1/16"	50	3,000	80	<b>9</b>	
ENML-N-425-SS	1/2"	1 3/16"	25	2,500	61	<b>8</b>	
ENML-N-450-SS	1/2"	1 3/16"	50	2,500	82	<b>9</b>	

### SS SERIES - SPRING REEL SPECIFICATIONS

#### SWIVEL

- Non-corrosive external fluid path with machined from high quality stainless steel 90° full-flow NPT swivel inlet
- Swivel Seals: NITRILE Non-Toxic Food Grade Grease

#### DESIGN & STRUCTURE

- Electro-polished stainless steel finish
- Sturdy single pedestal reel with space saving design facilitates workplace organization
- Guide arm adjusts to wall, floor, vehicle & overhead positions
- Solid one piece, heavy gauge 1/4" steel base & support post for maximum stability
- 1" solid steel axle & lubricated precision bearings for smooth rotation
- **On SH & MP Models only** - Sturdy single pedestal reel features Coxreels' exclusive Super Hub™ dual axle support system
- **On T Models only** - Sturdy dual pedestal reel features Coxreels' exclusive Super Hub™ triple axle support system
- **On EN Models only** - Sturdy enclosed reel for aesthetic purposes & greater hose protection

#### RETRACTION

- Enclosed factory tuned & matched cartridge-style spring motor
- Non corrosive stainless steel pawl spring
- Multi-position lock ratchet mechanism secures hose at desired length

#### ACCESSORIZE YOUR REEL :: PG 13

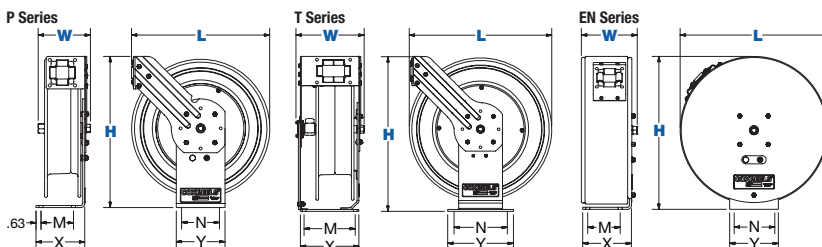
- O-Rings & Swivels
- Hoses
- Mounting Brackets
- Assorted Reel Accessories

### REEL DIMENSIONS

Technical Data Sheets Available On Website

SIZE INDEX	W	H	L	X	Y	M	N
<b>1</b>	6 3/4"	18 5/8"	17 1/8"	6"	6"	4"	5"
<b>2</b>	7"	18 5/8"	17 1/8"	6"	6"	4"	5"
<b>3</b>	8 1/4"	21 1/4"	19 1/2"	6"	6"	4"	5"
<b>4</b>	9 3/8"	21 1/4"	19 1/2"	6"	6"	4"	5"
<b>5</b>	9 3/8"	21 1/4"	19 1/2"	8"	9"	7"	8"
<b>6</b>	9 3/8"	25 1/2"	24"	8"	9"	7"	8"
<b>7</b>	9 7/8"	25 1/2"	24"	8"	9"	7"	8"
<b>8</b>	6 7/8"	18 7/8"	19"	6"	6"	4"	5"
<b>9</b>	8 1/2"	21 3/4"	21 7/8"	6"	6"	4"	5"

Overall Dimensions Base Mounting Pattern



# STAINLESS STEEL HAND CRANK & MOTORIZED HOSE REELS SS 100, 1125 & 1175 SERIES

1/2" - 1" I.D.

**COXREELS® SS Series** "Stainless Steel" hand crank hose reels have similar features to their related series, but are constructed of high quality electro-polished or unpolished as manufactured stainless steel with stainless steel fluid paths. They offer clean, non-corrosive performance in applications that require it, such as food and chemical processing, marinas, and anywhere that rust, corrosion and contamination thrive.



1125-4-200-SP with "SP" Finish

112-4-75-SS with "SS" Finish

## SS SERIES - ALL REELS SUPPLIED LESS HOSE

LESS HOSE											SIZE INDEX
MODEL	I.D.	O.D.	FT.	PSI	APRX. LBS.						
<b>SS100 SERIES</b> - Hand Crank - SS100 Series is only available in SS finish.											
112-4-75-SS	1/2"	7/8"	75	4,000	21						1
117-4-225-SS	1/2"	7/8"	225	4,000	31						2
117-5-100-SS	3/4"	1 1/4"	100	4,000	36						3
LESS HOSE											SIZE INDEX
MODEL	STANDARD CAP			OPTIONAL CAP. Reducer required			INLET SWIVEL & OUTLET RISER	PSI	APRX. LBS.		
	I.D.	O.D.	FT.	I.D.	O.D.	FT.					
<b>SS1125 SERIES</b> - Hand Crank & Motor Driven											
1125-4-100-X	1/2"	7/8"	100	3/8"	3/4"	140	1/2" F NPT	3,000	36		4
1125-4-200-X	1/2"	7/8"	200	3/8"	3/4"	300	1/2" F NPT	3,000	39		5
1125-5-100-X	3/4"	1 1/4"	100	1/2"	7/8"	200	3/4" F NPT	3,000	42		6
1125-5-200-X	3/4"	1 1/4"	200	1/2"	7/8"	450	3/4" F NPT	3,000	55		7
<b>SS1175 SERIES</b> - Hand Crank & Motor Driven											
1175-6-100-X	1"	1 7/16"	100	3/4"	1 1/4"	150	1" F NPT	3,000	70		8
1175-6-200-X	1"	1 7/16"	200	3/4"	1 1/4"	300	1" F NPT	3,000	83		9

↳ Designate either SP or SS for choice of finish

## MOTOR OPTIONS

When ordering, suffix the model number with selection below. NOTE: Add 5 lbs to ship weight if reel is crated

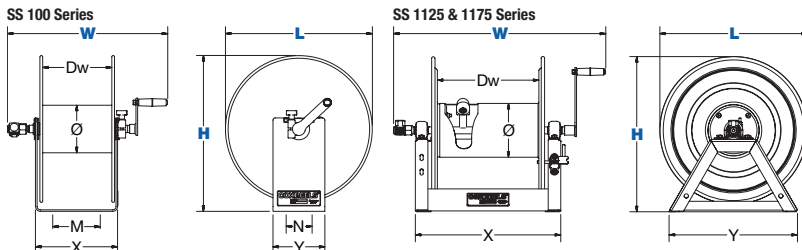
SUFFIX	TYPE	DESCRIPTION	ADD ON APRX. LBS
<b>A</b>	AIR - 4 VANE	ALUMINIUM BODY AIR MOTOR	8
<b>AB</b>	AIR - 6 VANE	CAST IRON AIR MOTOR	8
<b>C</b>	FRONT HAND CRANK	BEVEL GEARED CRANK	3
<b>E</b>	12 V DC, 1/3 HP	REVERSABLE	13
<b>ED</b>	12 V DC, 1/2 HP EXP.	EXPLOSION PROOF, REVERSABLE	26
<b>EF</b>	24 V DC, 1/3 HP	REVERSABLE	13
<b>EB</b>	24 V DC, 1/2 HP EXP.	EXPLOSION PROOF, REVERSABLE	26
<b>EA</b>	115 V AC, 1/2 HP EXP.	REVERSABLE AC RECTIFIED	26
<b>EJ</b>	230 V AC, 1/2 HP EXP.	REVERSABLE AC RECTIFIED	26
<b>H</b>	HYDRAULIC	END PORTED 3/16-18 UNF	6

## REEL DIMENSIONS

Technical Data Sheets Available On Website

SIZE INDEX	W			H		L	X	Y		Ø	Dw
	CRANK	ELEC.	AIR / HYD.	CRANK	ELEC.			CRANK	ELEC.		
1	22 3/4"	-	-	13"	-	12"	14"	6"	-	5 1/2"	12 1/2"
2	22 3/4"	-	-	18"	-	17"	14"	6"	-	5 1/2"	12 1/2"
3	23 1/4"	-	-	18"	-	17"	14"	6"	-	5 1/2"	12 1/2"
4	19 1/2"	19 3/4"	17"	18 3/4"	19 1/4"	17 5/8"	11 3/8"	15 3/8"	16"	6 1/4"	6"
5	25 1/2"	25 3/4"	23"	18 3/4"	19 1/4"	17 5/8"	17 3/8"	15 3/8"	16"	6 1/4"	12"
6	26 3/4"	26"	23 3/8"	18 3/4"	19 1/4"	17 5/8"	17 3/8"	15 3/8"	16"	6 1/4"	12"
7	38 3/4"	38"	35 3/8"	18 3/4"	19 1/4"	17 5/8"	29 3/8"	15 3/8"	16"	6 1/4"	24"
8	28 1/8"	26"	24 1/2"	26 1/8"	26 1/8"	24"	17"	20 1/8"	20 1/8"	10 1/2"	11 1/2"
9	36 5/8"	34 1/2"	33"	26 1/8"	26 1/8"	24"	25 1/2"	20 1/8"	20 1/8"	10 1/2"	20"

Overall Dimensions Base Drum



## SS SERIES - HAND CRANK / MOTORIZED :: REEL SPECIFICATIONS

- SWIVEL**
  - Non-corrosive external fluid path with machined from high quality stainless steel 90° full-flow NPT swivel inlet
  - Swivel Seals: NITRILE Non-Toxic Food Grade Grease
- DESIGN & STRUCTURE**
  - Choice of stainless steel finish includes:
    - "-SP" Standard unpolished "as manufactured" stainless steel finish
    - "-SS" Electro-polished stainless steel finish
  - Adjustable tension brake to prevent "free-wheeling" during operation, transport or storage
- On 100 Models**
  - Open drum design for no hassle hose wrap
  - Solid one piece, heavy gauge steel "U" shaped frame
- On 1125 & 1175 Models**
  - All welded steel "A" frame construction for superior reel structure
  - Exclusive low profile outlet riser & open drum slot design for flat smooth hose wrap
  - Permanently lubricated self-aligning pillow block bearings for trouble-free & smooth rotation
  - Long-handled locking pin to secure reel from rotation during transport or storage

- RETRACTION**
  - Solid steel direct hand crank with smooth round handle
  - On 1125 Models only** - Reliable direct gear drive on motor driven models providing quiet & smooth retraction - **NO CHAIN**
  - On 1175 Models only** - Reliable chain & sprocket drive on motor driven models
  - See Motor Options Chart

- ▶ **ACCESSORIZE YOUR REEL :: PG 13**
- O-Rings & Swivels
  - Roller Brackets
  - Stacking Brackets
  - Hoses
  - Assorted Reel Accessories



MOTORIZED HAND CRANK

1/4" - 1/2" I.D.

# P SERIES

## PERFORMANCE HOSE REELS



**COXREELS® P Series "Performance" spring driven hose reels have a long history of dependability and trouble free performance.** Their compact space-saving size and heavy duty construction make them highly versatile and virtually indestructible. Time-tested proven components, superior design and craftsmanship have contributed to it's worldwide reputation as the most trusted hose reel.

### P SERIES

Do not exceed listed hose O.D. to obtain maximum length.

HOSE							LESS HOSE		SIZE INDEX	
MODEL	I.D.	O.D.	FT.	PSI	APPR. LBS.	<b>EZ-COIL MODELS</b>	MODEL	APPR. LBS.		
<b>LOW PRESSURE</b>							Models with hose are for air water service with a maximum temperature 150°F. Models less hose can be used for air, water or oil.			
<b>P-LP-125</b>	1/4"	1/2"	25	300	27	<b>EZ-P-LP-125</b>	<b>P-LPL-125</b>	24	<b>1</b>	
<b>P-LP-130</b>	1/4"	1/2"	30	300	27	-	<b>P-LPL-130</b>	24	<b>1</b>	
<b>P-LP-135</b>	1/4"	1/2"	35	300	28	<b>EZ-P-LP-135</b>	<b>P-LPL-135</b>	25	<b>1</b>	
<b>P-LP-140</b>	1/4"	1/2"	40	300	38	-	<b>P-LPL-140</b>	34	<b>3</b>	
<b>P-LP-150</b>	1/4"	1/2"	50	300	40	<b>EZ-P-LP-150</b>	<b>P-LPL-150</b>	35	<b>3</b>	
<b>P-LP-325</b>	3/8"	5/8"	25	300	28	<b>EZ-P-LP-325</b>	<b>P-LPL-325</b>	25	<b>2</b>	
<b>P-LP-330</b>	3/8"	5/8"	30	300	37	<b>EZ-P-LP-330</b>	<b>P-LPL-330</b>	33	<b>3</b>	
<b>P-LP-335</b>	3/8"	5/8"	35	300	38	<b>EZ-P-LP-335</b>	<b>P-LPL-335</b>	34	<b>3</b>	
<b>P-LP-340</b>	3/8"	5/8"	40	300	39	-	<b>P-LPL-340</b>	34	<b>3</b>	
<b>P-LP-350</b>	3/8"	5/8"	50	300	43	<b>EZ-P-LP-350</b>	<b>P-LPL-350</b>	36	<b>3</b>	
<b>P-LP-415</b>	1/2"	3/4"	15	300	41	-	<b>P-LPL-415</b>	38	<b>4</b>	
<b>P-LP-425</b>	1/2"	3/4"	25	300	44	-	<b>P-LPL-425</b>	39	<b>4</b>	
<b>P-LP-430</b>	1/2"	3/4"	30	300	45	<b>EZ-P-LP-430</b>	<b>P-LPL-430</b>	40	<b>4</b>	
<b>P-LP-450</b>	1/2"	3/4"	50	300	48	<b>EZ-P-LP-450</b>	<b>P-LPL-450</b>	43	<b>4</b>	
<b>MEDIUM PRESSURE</b>							Reels are furnished with standard one wire braid hose suitable for air, water or oil applications. Hose exceeds SAE R1 specifications. Maximum Temperature 212°F (if used with water, synthetic fluids 135°F max.)			
<b>P-MP-320</b>	3/8"	1 1/16"	20	3,000	46	-	<b>P-MPL-320</b>	41	<b>4</b>	
<b>P-MP-325</b>	3/8"	1 1/16"	25	3,000	49	-	<b>P-MPL-325</b>	42	<b>4</b>	
<b>P-MP-330</b>	3/8"	1 1/16"	30	3,000	51	-	<b>P-MPL-330</b>	43	<b>4</b>	
<b>P-MP-335</b>	3/8"	1 1/16"	35	3,000	52	-	<b>P-MPL-335</b>	43	<b>4</b>	
<b>P-MP-420</b>	1/2"	1 3/16"	20	2,500	47	-	<b>P-MPL-420</b>	41	<b>4</b>	
<b>P-MP-425</b>	1/2"	1 3/16"	25	2,500	49	<b>EZ-P-MP-425</b>	<b>P-MPL-425</b>	42	<b>4</b>	
<b>P-MP-430</b>	1/2"	1 3/16"	30	2,500	51	<b>EZ-P-MP-430</b>	<b>P-MPL-430</b>	43	<b>4</b>	
<b>HIGH PRESSURE</b>							Reels are furnished standard with S.A.E. 100R16 #1 or #2 wire braid hose suitable for grease and hydraulic oil applications. Maximum Temperature 212°F. (if used with water, synthetic fluids 135°F max.)			
<b>P-HP-120</b>	1/4"	9/16"	20	5,000	46	-	<b>P-HPL-120</b>	41	<b>4</b>	
<b>P-HP-125</b>	1/4"	9/16"	25	5,000	48	<b>EZ-P-HP-125</b>	<b>P-HPL-125</b>	42	<b>4</b>	
<b>P-HP-130</b>	1/4"	9/16"	30	5,000	50	-	<b>P-HPL-130</b>	43	<b>4</b>	
<b>P-HP-135</b>	1/4"	9/16"	35	5,000	51	-	<b>P-HPL-135</b>	43	<b>4</b>	
<b>P-HP-320</b>	3/8"	1 1/16"	20	4,000	47	-	<b>P-HPL-320</b>	41	<b>4</b>	
<b>P-HP-325</b>	3/8"	1 1/16"	25	4,000	49	<b>EZ-P-HP-325</b>	<b>P-HPL-325</b>	42	<b>4</b>	
<b>P-HP-330</b>	3/8"	1 1/16"	30	4,000	51	-	<b>P-HPL-330</b>	43	<b>4</b>	

To order EZ-Coil® equipped models less hose, please add prefix "EZ-"

### REEL DIMENSIONS

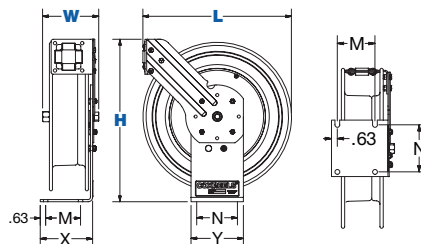
Technical Data Sheets Available On Website

SIZE INDEX	W	H	L	X	Y	M	N
<b>1</b>	5 7/8"	14 7/8"	13 1/2"	5"	6"	3"	5"
<b>2</b>	6 1/2"	14 7/8"	13 1/2"	5"	6"	3"	5"
<b>3</b>	6 3/4"	18 5/8"	17 1/8"	6"	6"	4"	5"
<b>4</b>	7"	18 5/8"	17 1/8"	6"	6"	4"	5"

Overall Dimensions

Base

Mounting Pattern



### P SERIES :: REEL SPECIFICATIONS

#### SWIVEL

- External fluid path with machined from solid brass 90° full-flow NPT swivel inlet (Zinc plated steel swivel on HP models)
- Swivel Seals: NITRILE

#### DESIGN & STRUCTURE

- Sturdy single pedestal reel with space saving design facilitates workplace organization
- Guide arm adjusts to wall, floor, vehicle & overhead positions
- Solid one piece, heavy gauge 1/4" steel base & support post for maximum stability
- 1" solid steel axle & lubricated precision bearings for smooth rotation

#### RETRACTION

- Controlled retraction speed up to 80% slower on EZ-COIL models
- Enclosed factory tuned & matched cartridge-style spring motor
- Non-corrosive stainless steel spring, pawl & zinc plated ratchet
- Multi-position lock ratchet mechanism secures hose at desired length

### SIGNATURE FEATURES

- Professional grade heavy duty steel construction
- Durable proprietary CPC™ powder coat process
- Rolled edges & ribbed discs provide strength & safety
- Leading 2-year manufacturer's limited warranty
- Made in the U.S.A. - Sold & Supported Worldwide

### ACCESSORIZE YOUR REEL :: PG 13

- O-Rings & Swivels
- Hoses
- Mounting Brackets
- Assorted Reel Accessories



1/4" - 3/4" I.D.

# HEAVY DUTY HOSE REELS SH, MP & HP SERIES

**COXREELS® SH Series “Super Hub™” spring driven hose reels, like the P Series, have a long history of dependable performance.** The larger chassis and frame accommodate longer lengths and larger diameters of hose. Coxreels’ original Super Hub™ dual axle support system increases the stability during operation, reduces vibration and strengthens the structural integrity of the reel.

## SH, MP & HP SERIES

Do not exceed listed hose O.D. to obtain maximum length.

HOSE							LESS HOSE		SIZE INDEX
MODEL	I.D.	O.D.	FT.	PSI	APRX. LBS.	<b>EZ-COIL</b> MODELS	MODEL	APRX. LBS.	
<b>LOW PRESSURE</b>							Models with hose are for air water service with a maximum temperature 150°F. Models less hose can be used for air, water or oil.		
SH-N-160	1/4"	1/2"	60	300	50	-	SHL-N-160	45	1
SH-N-350	3/8"	5/8"	50	300	50	<b>EZ-SH-350</b>	SHL-N-350	44	2
SH-N-360	3/8"	5/8"	60	300	53	-	SHL-N-360	46	2
SH-N-375	3/8"	5/8"	75	300	68	<b>EZ-SH-375</b>	SHL-N-375	59	3
SH-N-3100	3/8"	5/8"	100	300	71	<b>EZ-SH-3100</b>	SHL-N-3100	60	3
SH-N-435	1/2"	3/4"	35	300	49	-	SHL-N-435	43	2
SH-N-440	1/2"	3/4"	40	300	52	-	SHL-N-440	45	2
SH-N-450	1/2"	3/4"	50	300	54	<b>EZ-SH-450</b>	SHL-N-450	46	2
SH-N-475	1/2"	3/4"	75	300	68	<b>EZ-SH-475</b>	SHL-N-475	57	4
SH-N-4100	1/2"	3/4"	100	300	81	<b>EZ-SH-4100</b>	SHL-N-4100	66	4
SH-N-525	3/4"	1 1/16"	25	300	52	<b>EZ-SH-525</b>	SHL-N-525	45	5
SH-N-535	3/4"	1 1/16"	35	300	57	-	SHL-N-535	47	5
SH-N-550	3/4"	1 1/16"	50	300	69	<b>EZ-SH-550</b>	SHL-N-550	56	6
<b>MEDIUM PRESSURE</b>							Reels are furnished with standard one wire braid hose suitable for air, water or oil applications. Hose exceeds SAE R1 specifications. Maximum Temperature 250°F.		
MP-N-340	3/8"	1 1/16"	40	3,000	63	-	MPL-N-340	53	2
MP-N-350	3/8"	1 1/16"	50	3,000	65	<b>EZ-MP-350</b>	MPL-N-350	53	2
MP-N-435	1/2"	1 3/16"	35	2,500	61	-	MPL-N-435	51	2
MP-N-440	1/2"	1 3/16"	40	2,500	62	-	MPL-N-440	51	2
MP-N-450	1/2"	1 3/16"	50	2,500	67	<b>EZ-MP-450</b>	MPL-N-450	53	7
MP-N-525	3/4"	1 1/16"	25	1,500	61	-	MPL-N-525	51	5
MP-N-535	3/4"	1 1/16"	35	1,500	68	-	MPL-N-535	54	5
<b>HIGH PRESSURE</b>							Reels are furnished standard with S.A.E. 100R16 #1 or #2 wire braid hose suitable for grease and hydraulic oil applications. Maximum Temperature 250°F.		
HP-N-140	1/4"	9/16"	40	5,000	62	-	HPL-N-140	53	7
HP-N-150	1/4"	9/16"	50	5,000	64	<b>EZ-HP-150</b>	HPL-N-150	53	7
HP-N-160	1/4"	9/16"	60	5,000	70	-	HPL-N-160	56	7
HP-N-335	3/8"	1 1/16"	35	4,000	61	-	HPL-N-335	52	7
HP-N-340	3/8"	1 1/16"	40	4,000	64	-	HPL-N-340	54	7
HP-N-350	3/8"	1 1/16"	50	4,000	65	<b>EZ-HP-350</b>	HPL-N-350	53	8


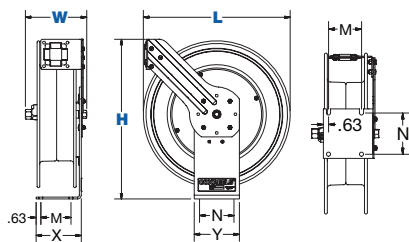
To order EZ-Coil® equipped models less hose, please add prefix "EZ-"

## REEL DIMENSIONS

Technical Data Sheets Available On Website

SIZE INDEX	W	H	L	X	Y	M	N
1	7 7/8"	21 1/4"	19 1/2"	6"	6"	4"	5"
2	8 1/4"	21 1/4"	19 1/2"	6"	6"	4"	5"
3	8 1/4"	25 1/2"	24"	6"	6"	4"	5"
4	8 3/4"	25 1/2"	24"	6"	6"	4"	5"
5	9 3/8"	21 1/4"	19 1/2"	6"	6"	4"	5"
6	9 7/8"	25 1/2"	24"	6"	6"	4"	5"
7	8 3/4"	21 1/4"	19 1/2"	6"	6"	4"	5"
8	9 1/4"	21 1/4"	19 1/2"	6"	6"	4"	5"

Overall Dimensions                          Base                          Mounting Pattern



Double axle support with Super Hub™

## SH, MP & HP SERIES :: REEL SPECIFICATIONS

### SWIVEL

- External fluid path with machined from solid brass 90° full-flow NPT swivel inlet (Zinc plated steel swivel on HP models)
- Swivel Seals: NITRILE

### DESIGN & STRUCTURE

- Sturdy single pedestal reel features Coxreels’ exclusive Super Hub™ dual axle support system
- Guide arm adjusts to wall, floor, vehicle & overhead positions
- Solid one piece, heavy gauge 1/4" steel base & support post for maximum stability
- 1" solid steel axle & lubricated precision bearings for smooth rotation

### RETRACTION

- Controlled retraction speed up to 80% slower on EZ-COIL models
- Enclosed factory tuned & matched cartridge-style spring motor
- Non-corrosive stainless steel spring, pawl & zinc plated ratchet
- Multi-position lock ratchet mechanism secures hose at desired length

### SIGNATURE FEATURES

- Professional grade heavy duty steel construction
- Durable proprietary CPC™ powder coat process
- Rolled edges & ribbed discs provide strength & safety
- Leading 2-year manufacturer’s limited warranty
- Made in the U.S.A. - Sold & Supported Worldwide

### ACCESSORIZE YOUR REEL :: PG 13

- O-Rings & Swivels
- Mounting Brackets
- Hoses
- Assorted Reel Accessories



SPRING DRIVEN

EZ-COIL®



# PC SERIES POWER CORD REELS



**COXREELS® PC Series** spring driven "Power Cord" reels are heavy duty, industrial grade power sources. They replace tangled extension cords and self-retract to increase safety, productivity and efficiency. Modeled after the P and SH Series, the PC Series are designed for long-lasting, trouble-free performance even under the most demanding conditions.

## PC SERIES

		CORD							EZ-COIL MODELS	SIZE INDEX
MODEL	ACCESSORY	AWG / NO COND.	CORD FT.	TYPE	VOLTS	AMPS	APRX. LBS.			
<b>FOR INDOOR USE ONLY!</b> All models rated at 115 volts, 60 hz single phase only.										
<b>PC13-3516-A</b>	Single Industrial Receptacle†	16 / 3	35	SJO	115	13	34	-	<b>1</b>	
<b>PC13-5016-A</b>		16 / 3	50	SJO	115	13	36	<b>EZ-PC13-5016-A</b>	<b>1</b>	
<b>PC19-7516-A</b>		16 / 3	75	SJO	115	13	60	-	<b>3</b>	
<b>PC24-0016-A</b>		16 / 3	100	SJO	115	13	73	<b>EZ-PC24-0016-A</b>	<b>4</b>	
<b>PC13-3512-A</b>		12 / 3	35	SJO	115	20	37	-	<b>1</b>	
<b>PC13-5012-A</b>		12 / 3	50	SJO	115	20	40	<b>EZ-PC13-5012-A</b>	<b>1</b>	
<b>PC19-7512-A</b>		12 / 3	75	SJO	115	20	67	-	<b>3</b>	
<b>PC24-0012-A</b>		12 / 3	100	SJO	115	20	81	<b>EZ-PC24-0012-A</b>	<b>4</b>	
<b>PC13-3512-B</b>		Quad "4 Plug" Industrial Receptacle†	12 / 3	35	SJO	115	20	38	-	<b>1</b>
<b>PC13-5012-B</b>			12 / 3	50	SJO	115	20	41	<b>EZ-PC13-5012-B</b>	<b>1</b>
<b>PC19-7512-B</b>	12 / 3		75	SJO	115	20	68	-	<b>3</b>	
<b>PC24-0012-B</b>	12 / 3	100	SJO	115	20	84	<b>EZ-PC24-0012-B</b>	<b>4</b>		
<b>PC13-3516-C</b>	Fluorescent Tube Light - Shock Absorbing & Shatter Resistant†	16 / 3	35	SJTO	115	0.3	35	-	<b>1</b>	
<b>PC13-5016-C</b>		16 / 3	50	SJTO	115	0.3	37	<b>EZ-PC13-5016-C</b>	<b>1</b>	
<b>PC24-0016-C</b>	16 / 3	100	SJTO	115	0.3	75	<b>EZ-PC24-0016-C</b>	<b>4</b>		
<b>PC13-3516-D</b>	Fluorescent Angle Light with Tool Tap Plug†	16 / 3	35	SJTO	115	13	35	-	<b>1</b>	
<b>PC13-5016-D</b>		16 / 3	50	SJTO	115	13	37	<b>EZ-PC13-5016-D</b>	<b>1</b>	
<b>PC24-0016-D</b>	16 / 3	100	SJTO	115	13	73	<b>EZ-PC24-0016-D</b>	<b>4</b>		
<b>PC13-3516-E</b>	Incandescent Caged Drop Light with Tool Tap Plug†	16 / 3	35	SJTO	115	13	34	-	<b>1</b>	
<b>PC13-5016-E</b>		16 / 3	50	SJTO	115	13	36	<b>EZ-PC13-5016-E</b>	<b>1</b>	
<b>PC19-7516-E</b>		16 / 3	75	SJTO	115	13	60	-	<b>3</b>	
<b>PC24-0016-E</b>	16 / 3	100	SJTO	115	13	73	<b>EZ-PC24-0016-E</b>	<b>4</b>		
<b>PC13-3516-F</b>	Duplex G.F.C.I. Metal Industrial Receptacle†	16 / 3	35	SJO	115	13	36	-	<b>1</b>	
<b>PC13-5016-F</b>		16 / 3	50	SJO	115	13	38	<b>EZ-PC13-5016-F</b>	<b>1</b>	
<b>PC19-7516-F</b>		16 / 3	75	SJO	115	13	60	-	<b>3</b>	
<b>PC24-0016-F</b>	16 / 3	100	SJO	115	13	73	<b>EZ-PC24-0016-F</b>	<b>4</b>		
<b>PC13-3512-F</b>		12 / 3	35	SJO	115	20	39	-	<b>1</b>	
<b>PC13-5012-F</b>		12 / 3	50	SJO	115	20	42	<b>EZ-PC13-5012-F</b>	<b>1</b>	
<b>PC19-7512-F</b>		12 / 3	75	SJO	115	20	67	-	<b>3</b>	
<b>PC24-0012-F</b>		12 / 3	100	SJO	115	20	83	<b>EZ-PC24-0012-F</b>	<b>4</b>	
<b>PC19-7516-X</b>	With Cord, Less Accessory	16 / 3	75**	SJO	115	13	60	-	<b>3</b>	
<b>PC24-0016-X</b>		16 / 3	100**	SJO	115	13	71	<b>EZ-PC24-0016-X</b>	<b>4</b>	
<b>PC13-5012-X††</b>		12 / 3	50**	SJO	115	20	40	<b>EZ-PC13-5012-X</b>	<b>1</b>	
<b>PC19-7512-X††</b>		12 / 3	75**	SJO	115	20	66	-	<b>3</b>	
<b>PC24-0012-X††</b>		12 / 3	100**	SJO	115	20	81	<b>EZ-PC24-0012-X</b>	<b>4</b>	
<b>PC17-3510-X††</b>		10 / 3	35**	SO	115	30	62	-	<b>2</b>	
<b>PC17-5010-X††</b>	10 / 3	50**	SO	115	30	67	-	<b>2</b>		
<b>PC13L-5016††</b>	Less Cord, Less Accessory	16 / 3	50*	SJO	115	25	31	<b>EZ-PC13L-5016</b>	<b>1</b>	
<b>PC19L-7516††</b>		16 / 3	75*	SJO	115	25	52	-	<b>3</b>	
<b>PC24L-0016††</b>	16 / 3	100*	SJO	115	25	62	<b>EZ-PC24L-0016</b>	<b>4</b>		
<b>PC13L-5012††</b>		12 / 3	50*	SJO	115	25	29	<b>EZ-PC13L-5012</b>	<b>1</b>	
<b>PC19L-7512††</b>		12 / 3	75*	SJO	115	25	53	-	<b>3</b>	
<b>PC24L-0012††</b>		12 / 3	100*	SJO	115	25	64	<b>EZ-PC24L-0012</b>	<b>4</b>	
<b>PC17L-5010††</b>		10 / 3	-	-	115	35	49	-	<b>2</b>	

\*Consult factory with 4 conductor requirements. \*\*When not using specified cord type capacity may vary.

### PC SERIES :: REEL SPECIFICATIONS

#### SLIP RING

- External heavy gauge CPC™ powder coated steel components cover for simple slip ring routine maintenance
- Electrical current runs through a 25AMP / 600V rated slip ring (35AMP on select models)
- Include 5' lead cable & grounding plug (except on less cord models)

#### DESIGN & STRUCTURE

- Single pedestal cord reel with space saving design facilitates workplace organization
- Guide arm adjusts to wall, floor & overhead positions
- Solid one piece, heavy gauge 1/4" steel base & support post for maximum stability
- Coxreels' exclusive Super Hub™ dual axle support system on models with size index #3 & #4
- 1" solid steel axle & lubricated precision bearings for smooth rotation

#### RETRACTION

- Controlled retraction speed up to 80% slower on EZ-COIL models
- Enclosed factory tuned & matched cartridge-style spring motor
- Non-corrosive stainless steel spring, pawl & zinc plated ratchet
- Multi-position lock ratchet mechanism secures cord at desired length

#### ACCESSORIZE YOUR REEL :: PG 13

- Mounting Brackets
- Assorted Reel Accessories



**AVAILABLE IN STAINLESS STEEL**

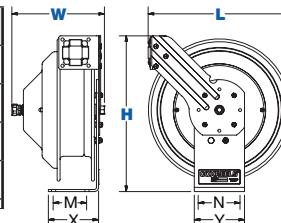
Please, consult Factory.

### REEL DIMENSIONS

Technical Data Sheets Available On Website

SIZE INDEX	W	H	L	X	Y	M	N
1	8 1/2"	14 7/8"	13 1/2"	5"	6"	3"	5"
2	11"	18 5/8"	17"	6"	6"	4"	5"
3	10 1/8"	21"	19 1/2"	6"	6"	4"	5"
4	10 1/4"	25 1/2"	24"	6"	6"	4"	5"

Overall Dimensions      Base      Mounting Pattern





1/2" - 1" I.D.

**SPRING DRIVEN  
FUEL HOSE REELS**

**DEF SERIES & FUELING REELS**

**COXREELS® DEF Series** are equipped with a stainless steel external full-flow swivel and chemical resistant Viton® seals to provide a safe, reliable Diesel Exhaust Fluid (DEF) dispensing solution. The swivel is easy to access for simple seal maintenance and fast DEF dispenser hose installation. Coxreels® professional DEF reeling systems are available in heavy-duty single pedestal (SH Series) or supreme-duty dual pedestal (T Series) configurations. Both versatile designs are outfitted with Coxreels' original Super Hub™ dual axle support systems to increase stability and reduce vibration during operation, making these reels the perfect DEF handling solutions for either stationary or rugged mobile applications.

**DEF SERIES**

Models are equipped with DEF hose. Note: Do not exceed listed hose O.D. to obtain maximum length.

HOSE							LESS HOSE		SIZE INDEX
MODEL	I.D.	O.D.	FT.	PSI	APRX. LBS.	EZ-COIL MODELS	MODEL	APRX. LBS.	
<b>DEF-SH SERIES</b>									
-	1/2"	7/8"	50	300	-	-	*SHL-N-450-BBX	46	1
SH-N-525-DF-BBX	3/4"	1 1/16"	25	300	52	EZ-SH-525-DF-BBX	SHL-N-525-DF-BBX	45	2
SH-N-550-DF-BBX	3/4"	1 1/16"	50	300	69	EZ-SH-550-DF-BBX	SHL-N-550-DF-BBX	56	3
<b>DEF-T SERIES</b>									
-	1/2"	3/4"	50	300	-	-	*TSHL-N-450-BBX	55	4
-	3/4"	1 1/16"	35	300	-	-	*TSHL-N-535-DF-BBX	67	5
TSH-N-550-DF-BBX	3/4"	1 1/16"	50	300	83	EZ-TSH-550-DF-BBX	TSHL-N-550-DF-BBX	70	5
-	1"	1 1/2"	35	300	-	-	TSHL-N-635-BBX	71	7
-	1"	1 1/2"	50	300	-	-	TSHL-N-650-BBX	77	6

\*EZ-Coil® option only available on these less hose models. Please add prefix "EZ-"

**COXREELS® Fuel Dispensing Reels** are designed to handle various non-aromatic fuel applications including diesel, kerosene, fuel oil and heating oil. Coxreels® professional fuel dispensing reels are available in heavy-duty single pedestal (SH Series), supreme-duty dual pedestal (T Series) or box-style frame (SP Series) configurations. These fuel reels are an essential component found in utility, ground support, and bulk liquid handling transport services mounted on fuel storage & dispensing systems, fuel/lube trucks, aircraft refuelers, and tank trucks. The convenient uncoiling systems with the added hose control allow the operator to efficiently handle fuel transfers.

**FUEL HOSE SERIES**

Models are equipped with fuel hose. Note: Do not exceed listed hose O.D. to obtain maximum length.

HOSE							LESS HOSE		SIZE INDEX
MODEL	I.D.	O.D.	FT.	PSI	APRX. LBS.	EZ-COIL MODELS	MODEL	APRX. LBS.	
<b>FUEL HOSE SH SERIES</b>									
SHF-N-525	3/4"	1 3/16"	25	300	52	EZ-SHF-525	*SHFL-N-525	45	2
<b>FUEL HOSE T SERIES</b>									
TSHF-N-535	3/4"	1 3/16"	35	300	77	EZ-TSHF-535	TSHFL-N-535	67	5
TSHF-N-550	3/4"	1 3/16"	50	300	83	EZ-TSHF-550	*TSHFL-N-550	70	5
TSHF-N-575	3/4"	1 3/16"	75	300	93	-	TSHL-N-575-BXN	73	6
TSHF-N-635	1"	1 1/2"	35	300	92	-	TSHL-N-635-BXN	71	7
TSHF-N-650	1"	1 1/2"	50	300	98	-	TSHL-N-650-BXN	77	6
<b>FUEL HOSE SP SERIES</b>									
MODEL	I.D.	O.D.	FT.	PSI	APRX. LBS.	INLET/OUTLET N.P.T.	MODEL	APRX. LBS.	SIZE INDEX
SLPF-550	3/4"	1 1/16"	50	300	99	3/4"	SLPL-550	86	8
SLPF-575	3/4"	1 1/16"	75	300	136	3/4"	SLPL-575	117	9
SLPF-5100	3/4"	1 1/16"	100	300	151	3/4"	SLPL-5100	126	9
SLPF-625	1"	1 1/2"	25	300	106	1"	SLPL-625	90	10
SLPF-650	1"	1 1/2"	50	300	139	1"	SLPL-650	109	11
SLPF-675	1"	1 1/2"	75	300	193	1"	SLPL-675	148	12


\*EZ-Coil® option only available on these less hose models. Please add prefix "EZ-"

**REEL DIMENSIONS**

Technical Data Sheets Available On Website

SIZE INDEX	W	H	L	X	Y	M	N
1	8 1/4"	21 1/4"	19 1/2"	6"	6"	4"	5"
2	9 3/8"	21 1/4"	19 1/2"	6"	6"	4"	5"
3	9 7/8"	25 1/2"	24"	6"	6"	4"	5"
4	9 3/8"	21 1/4"	19 1/2"	8"	9"	7"	8"
5	9 7/8"	25 1/2"	24"	8"	9"	7"	8"
6	12"	25 1/2"	24"	8"	9"	7"	8"
7	10"	25 1/2"	24"	8"	9"	7"	8"
8	19 5/8"	20 1/2"	22 7/8"	15 3/8"	21 1/2"	10 1/2"	7 1/2"
9	19 5/8"	24 1/2"	26 3/8"	15 3/8"	25"	10 1/2"	7 1/2"
10	21"	20 1/2"	22 7/8"	15 3/8"	21 1/2"	10 1/2"	7 1/2"
11	21"	24 1/2"	26 3/8"	15 3/8"	25"	10 1/2"	7 1/2"
12	21"	28 1/2"	30 3/8"	15 3/8"	29"	10 1/2"	7 1/2"

Overall Dimensions Base Mounting Pattern



**DEF & FUELING SERIES :: REEL SPECIFICATIONS**

**DEF SERIES SWIVEL**

- Non-corrosive stainless steel 90° full flow NPT swivel for Diesel Exhaust Fluid (DEF) dispensing applications.
- Swivel seals: Viton®

**DEF SERIES HOSE**

- DEF dispensing hose designed to convey the high-purity, aqueous urea solution DEF. Temperature Range: -40°F to +257°F

**FUEL SERIES SWIVEL**

- Machined from solid brass 90° full-flow NPT swivel inlet for fuel dispensing applications. Electroless nickel plated steel swivel on 1" models
- Swivel seals: Nitrile

**FUEL SERIES HOSE**

- Fuel dispensing hose designed to convey non-aromatic fuels including diesel, kerosene, fuel oil & heating oil. Temperature Range: -20°F to +190°F

**DESIGN & STRUCTURE**

- On SH & T Models**
  - Guide arm adjusts to wall, floor, vehicle & overhead positions
  - Solid one piece, heavy gauge 1/4" steel base & support post for maximum stability
  - 1" solid steel axle & lubricated precision bearings for smooth rotation
- On SH Models only** - Sturdy single pedestal reel features Coxreels' exclusive Super Hub™ dual axle support system
- On T Models only** - Sturdy dual pedestal reel features Coxreels' exclusive Super Hub™ triple axle support system
- On SP Models only** - Reel features a sturdy box-style frame design. Heavy duty 1" stainless steel pinch-proof rollers. Reel adjusts to wall, floor, vehicle & overhead positions

**RETRACTION**

- Controlled retraction speed up to 80% slower on EZ-COIL models
- Enclosed factory tuned & matched cartridge-style spring motor
- Non corrosive stainless steel pawl spring
- Multi-position lock ratchet mechanism secures hose at desired length



**AVAILABLE IN  
STAINLESS STEEL**

Please, consult Factory.  
For SH & T Series see page 4



SPRING DRIVEN

EZ-COIL®

1/4" I.D.

# P-W & SHW SERIES SPRING DRIVEN WELDING HOSE REELS



**COXREELS®** P-W and SHW Series spring driven "Welding" hose reels are the ideal solution for managing bulky twin line welding hose. The P-W Series, like the P Series, is more compact in size and shares the reputation for long lasting performance. The SHW Series has a larger chassis and frame to accommodate longer lengths of welding hose and Coxreels' original Super Hub dual axle support system for increased stability during operation, less vibration and greater structural integrity.

## P-W & SHW SERIES

Do not exceed listed hose O.D. to obtain maximum length.

HOSE						LESS HOSE		SIZE INDEX
MODEL	I.D.	FT.	PSI	APRX. LBS.	<b>EZ-COIL</b> MODELS	MODEL	APRX. LBS.	
<b>OXYGEN-ACETYLENE</b>								
Hose supplied on reel is twin-siamese type grade R.M.A. and C.G.A. type V.D. grade R specifications. Use of other types of hose is not recommended.								
<b>P-W-125</b>	1/4"	25	200	46	<b>EZ-P-W-125</b>	<b>P-WL-125†</b>	39	<b>1</b>
<b>P-W-135</b>	1/4"	35	200	48	-	<b>P-WL-135†</b>	40	<b>1</b>
<b>P-W-140</b>	1/4"	40	200	51	-	<b>P-WL-140†</b>	42	<b>1</b>
<b>SHW-N-150</b>	1/4"	50	200	64	<b>EZ-SHW-150</b>	<b>SHWL-N-150†</b>	52	<b>2</b>
<b>SHW-N-160</b>	1/4"	60	200	76	-	<b>SHWL-N-160†</b>	61	<b>3</b>
<b>SHW-N-175</b>	1/4"	75	200	80	<b>EZ-SHW-175</b>	<b>SHWL-N-175†</b>	63	<b>3</b>
<b>SHW-N-1100</b>	1/4"	100	200	84	<b>EZ-SHW-1100</b>	<b>SHWL-N-1100</b>	62	<b>3</b>
<b>OTHER FUELS</b>								
Hose supplied on reel is twin-siamese type grade "T." Grade "T" reels and hoses are used for a wide variety of gases, such as MAPP, propane, natural and fuel.								
<b>P-WT-125</b>	1/4"	25	200	46	<b>EZ-P-WT-125</b>	<b>P-WTL-125†</b>	39	<b>1</b>
<b>SHWT-N-150</b>	1/4"	50	200	64	<b>EZ-SHWT-150</b>	<b>SHWTL-N-150†</b>	52	<b>2</b>
<b>SHWT-N-175</b>	1/4"	75	200	80	<b>EZ-SHWT-175</b>	<b>SHWTL-N-175†</b>	63	<b>3</b>
<b>SHWT-N-1100</b>	1/4"	100	200	84	<b>EZ-SHWT-1100</b>	<b>SHWTL-N-1100</b>	62	<b>3</b>

To order **EZ-Coil®** equipped models less hose, please add prefix "EZ-". Less hose models comes with inlet hose

### P-W & SHW SERIES :: REEL SPECIFICATIONS

#### SWIVEL

- External fluid path with 90° full-flow dual ported brass swivel offering both connections from the same side of the reel
- Swivel lock bracket ensures maximum safety
- Swivel Seals: VITON®

#### DESIGN & STRUCTURE

- Designed for Oxy-Acetylene or "T" grade welding hose
- Single pedestal reel with space saving design facilitates workplace organization
- Guide arm adjusts to wall, floor & overhead positions
- Solid one piece, heavy gauge 1/4" steel base & support post for maximum stability
- 1" solid steel axle & lubricated precision bearings for smooth rotation
- Coxreels' exclusive Super Hub™ dual axle support system on models with size index #2 & #3

#### RETRACTION

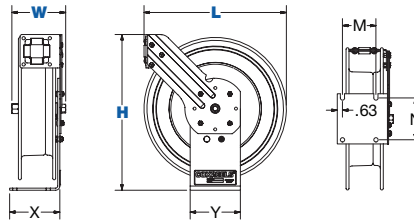
- Controlled retraction speed up to 80% slower on **EZ-COIL** models
- Enclosed factory tuned & matched cartridge-style spring motor
- Non corrosive stainless steel spring, pawl & zinc plated ratchet
- Multi-position non-sparking lock ratchet mechanism secures hose at desired length

#### ACCESSORIZE YOUR REEL :: PG 13

- O-Rings & Swivels
- Hoses
- Mounting Brackets
- Assorted Reel Accessories

## REEL DIMENSIONS Technical Data Sheets Available On Website

SIZE INDEX	W	H	L	X	Y	M	N
<b>1</b>	8 1/2"	18 5/8"	17"	6"	6"	4"	5"
<b>2</b>	10 1/4"	21 1/4"	19 1/2"	6"	6"	4"	5"
<b>3</b>	10 1/4"	25 1/2"	24"	6"	6"	4"	5"



## AVAILABLE IN STAINLESS STEEL

Please, consult Factory.

SPRING DRIVEN


EZ-COIL®

**COXREELS® 1125 Series** hand crank and motorized hose reels have the features demanded by industry professionals. The industry preferred design features a sturdy one piece all welded "A" frame base, low profile outlet riser and open drum slot design provides a non-crimping, flat smooth hose wrap.

## 1125 SERIES

- ALL REELS SUPPLIED LESS HOSE

MODEL	STANDARD CAP			OPTIONAL CAP. Reducer required			INLET SWIVEL & OUTLET RISER	PSI	MODEL	HP PSI	APPR. LBS.	SIZE INDEX
	I.D.	O.D.	FT.	I.D.	O.D.	FT.						
1125-4-100	1/2"	7/8"	100	3/8"	3/4"	140	1/2" F NPT	3,000	HP1125-4-100	5,000	36	1
1125-4-200	1/2"	7/8"	200	3/8"	3/4"	300	1/2" F NPT	3,000	HP1125-4-200	5,000	39	2
1125-4-325	1/2"	7/8"	325	3/8"	3/4"	450	1/2" F NPT	3,000	HP1125-4-325	5,000	48	3
1125-4-450	1/2"	7/8"	450	3/8"	3/4"	625	1/2" F NPT	3,000	HP1125-4-450	5,000	52	4
1125-4-500	1/2"	7/8"	500	3/8"	3/4"	700	1/2" F NPT	3,000	HP1125-4-500	5,000	58	5
1125-5-50	3/4"	1 1/4"	50	1/2"	7/8"	100	3/4" F NPT	3,000	HP1125-5-50	4,500	38	6
1125-5-100	3/4"	1 1/4"	100	1/2"	7/8"	200	3/4" F NPT	3,000	HP1125-5-100	4,500	42	7
1125-5-175	3/4"	1 1/4"	175	1/2"	7/8"	325	3/4" F NPT	3,000	HP1125-5-175	4,500	50	8
1125-5-200	3/4"	1 1/4"	200	1/2"	7/8"	450	3/4" F NPT	3,000	HP1125-5-200	4,500	55	9
1125-5-250	3/4"	1 1/4"	250	1/2"	7/8"	500	3/4" F NPT	3,000	HP1125-5-250	4,500	59	10
1125-6-35	1"	1 7/16"	35	3/4"	1 1/4"	50	1" F NPT	3,000	-	-	50	11
1125-6-50	1"	1 7/16"	50	3/4"	1 1/4"	75	1" F NPT	3,000	-	-	55	12
1125-6-75	1"	1 7/16"	75	3/4"	1 1/4"	120	1" F NPT	3,000	-	-	62	13
1125-6-100	1"	1 7/16"	100	3/4"	1 1/4"	150	1" F NPT	3,000	-	-	69	14



### 1125 SERIES :: REEL SPECIFICATIONS

#### SWIVEL

- External fluid path with machined solid brass 90° full-flow NPT swivel (Nickel plated steel swivel on 1" models)
- Swivel Seals: NITRILE  
AFLAS on 1" steel models  
NITRILE on 1" stainless fluid path models
- External 90° full-flow NPT swivel with electroless nickel plated steel inlet (on high pressure HP & 1" steel models)
- Swivel Seals: AFLAS (on high pressure HP prefix models)

#### DESIGN & STRUCTURE

- All welded steel "A" frame construction for superior reel structure
- Exclusive low profile outlet riser & open drum slot design for flat smooth hose wrap
- Permanently lubricated self-aligning pillow block bearings for trouble-free & smooth rotation
- Adjustable tension brake to prevent "free-wheeling" during operation
- Long-handled locking pin to secure reel from rotation during transport or storage

#### RETRACTION

- Reliable direct gear drive on motor driven models providing quiet & smooth retraction - **NO CHAIN**
- Solid steel direct hand crank with smooth round handle
- See Motor Options Chart

#### ACCESSORIZE YOUR REEL :: PG 13

- O-Rings & Swivels
- Roller Brackets
- Stacking Brackets
- Hoses
- Assorted Reel Accessories

### MOTOR OPTIONS

When ordering, suffix the model number with selection below. NOTE: Add 5 lbs to ship weight if reel is crated

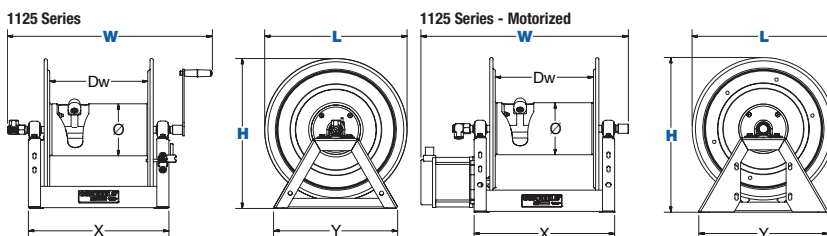
SUFFIX	TYPE	DESCRIPTION	ADD ON APPR. LBS
<b>A</b>	AIR - 4 VANE	ALUMINIUM BODY AIR MOTOR	8
<b>AB</b>	AIR - 6 VANE	CAST IRON AIR MOTOR	8
<b>C</b>	FRONT HAND CRANK	BEVEL GEARED CRANK	3
<b>E</b>	12 V DC, 1/3 HP	REVERSABLE	13
<b>ED</b>	12 V DC, 1/2 HP EXP.	EXPLOSION PROOF, REVERSABLE	26
<b>EF</b>	24 V DC, 1/3 HP	REVERSABLE	13
<b>EB</b>	24 V DC, 1/2 HP EXP.	EXPLOSION PROOF, REVERSABLE	26
<b>EA</b>	115 V AC, 1/2 HP EXP.	REVERSABLE AC RECTIFIED	26
<b>EJ</b>	230 V AC, 1/2 HP EXP.	REVERSABLE AC RECTIFIED	26
<b>H</b>	HYDRAULIC	END PORTED 9/16-18 UNF	6

### REEL DIMENSIONS

Technical Data Sheets Available On Website

SIZE INDEX	W			H		L	X	Y		Ø	Dw
	CRANK	ELEC.	AIR / HYD.	CRANK	ELEC.			CRANK	ELEC.		
1	19 1/2"	19 3/4"	17"	18 3/4"	19 1/4"	17 5/8"	11 3/8"	15 3/8"	16"	6 1/4"	6"
2	25 1/2"	25 3/4"	23"	18 3/4"	19 1/4"	17 5/8"	17 3/8"	15 3/8"	16"	6 1/4"	12"
3	31 1/2"	31 3/4"	29"	18 3/4"	19 1/4"	17 5/8"	23 3/8"	15 3/8"	16"	6 1/4"	18"
4	37 1/2"	37 3/4"	35"	18 3/4"	19 1/4"	17 5/8"	29 3/8"	15 3/8"	16"	6 1/4"	24"
5	41 1/2"	41 3/4"	39"	18 3/4"	19 1/4"	17 5/8"	33 3/8"	15 3/8"	16"	6 1/4"	28"
6	20 3/4"	20"	17 3/8"	18 3/4"	19 1/4"	17 5/8"	11 3/8"	15 3/8"	16"	6 1/4"	6"
7	26 3/4"	26"	23 3/8"	18 3/4"	19 1/4"	17 5/8"	17 3/8"	15 3/8"	16"	6 1/4"	12"
8	32 3/4"	32"	29 3/8"	18 3/4"	19 1/4"	17 5/8"	23 3/8"	15 3/8"	16"	6 1/4"	18"
9	38 3/4"	38"	35 3/8"	18 3/4"	19 1/4"	17 5/8"	29 3/8"	15 3/8"	16"	6 1/4"	24"
10	42 3/4"	42"	39 3/8"	18 3/4"	19 1/4"	17 5/8"	33 3/8"	15 3/8"	16"	6 1/4"	28"
11	26"	23 7/8"	22 1/4"	18 1/2"	19 1/8"	17 5/8"	14 7/8"	15 3/8"	16"	8 1/4"	9 1/2"
12	32"	29 7/8"	28 1/4"	18 1/2"	19 1/8"	17 5/8"	20 7/8"	15 3/8"	16"	8 1/4"	15 1/2"
13	38 1/2"	36 3/8"	34 3/4"	18 1/2"	19 1/8"	17 5/8"	27 3/8"	15 3/8"	16"	8 1/4"	22"
14	44 1/2"	42 3/8"	40 3/4"	18 1/2"	19 1/8"	17 5/8"	33 3/8"	15 3/8"	16"	8 1/4"	28"

Overall Dimensions Base Drum



## AVAILABLE IN STAINLESS STEEL

Please, see page 5 or consult Factory.

1/2" - 1" I.D.

# 100W & 1275W SERIES

LARGE CAPACITY WELDING REELS



**COXREELS® 100W Series "Welding" hand crank hose reels are lightweight, compact and versatile.** Save time and effort while increasing the safety of your work environment. The sturdy "U" shaped frame and all steel construction make this one tough little reel.

## 100W SERIES

HOSE					LESS HOSE		SIZE INDEX
MODEL	I.D.	FT.	PSI	APRX. LBS.	MODEL	APRX. LBS.	
<b>OXYGEN-ACETYLENE</b> Oxy-Acetylene welding hose with 9/16" - 18 UNF welding hose fittings.							
112W-1-50	1/4"	50	200	28	112WL-1-50	18	1
112W-1-100	1/4"	100	200	37	112WL-1-100	18	2
117W-1-200	1/4"	200	200	68	117WL-1-200	30	3
<b>OTHER FUELS</b> T Grade welding hose with 9/16" - 18 UNF welding hose fittings.							
112WT-1-50	1/4"	50	200	28	112WTL-1-50	18	1
112WT-1-100	1/4"	100	200	37	112WTL-1-100	18	2
117WT-1-200	1/4"	200	200	68	117WTL-1-200	30	3

## 100W & 1275W SERIES :: REEL SPECIFICATIONS

### 100W SWIVEL

- External 90° full-flow dual ported brass swivel offering both connections from the same side of the reel
- Swivel seals: VITON®

### 100W DESIGN & STRUCTURE

- Compact solid one piece, heavy gauge steel "U" shaped frame with open drum design
- Composite bearing for smooth rotation
- Adjustable tension brake to prevent "free-wheeling" during operation, transport or storage

### 100W RETRACTION

- Direct hand crank rewind

### 1275W SWIVEL

- Two external fluid paths with machined from solid brass 90° full-flow 3/8" NPT swivel inlets (One on each side of the reel)
- Swivel Seal: VITON®

### 1275W DESIGN & STRUCTURE

- All welded steel "A" frame construction for superior reel structure
- Exclusive low profile outlet risers & open drum slot design for flat smooth hose wrap
- Permanently lubricated self-aligning pillow block bearings for trouble-free & smooth rotation

### 1275W RETRACTION

- Choice of motor or bevel gear hand crank

### ACCESSORIZE YOUR REEL :: PG 13

- O-Rings & Swivels
- Hoses
- Roller Brackets
- Assorted Reel Accessories



**COXREELS® 1275W Series hand crank or motorized "Welding" hose reels are built to manage long lengths of bulky twin line welding hose.** The direct bevel gear drive, low profile outlet riser and open drum slot design are features greatly appreciated by the regular user. Dual brass swivel inlets on each side of the reel assure full flow trouble free performance.

## 1275W SERIES

HOSE					LESS HOSE		SIZE INDEX
MODEL	I.D.	FT.	PSI	APRX. LBS.	MODEL	APRX. LBS.	
<b>OXYGEN-ACETYLENE</b> Oxy-Acetylene welding hose with 9/16" - 18 UNF welding hose fittings.							
1275W-3-100-X	3/8"	100	200	73	1275WL-3-100-X	45	4
1275W-3-150-X	3/8"	150	200	90	1275WL-3-150-X	48	5
1275W-3-250-X	3/8"	250	200	126	1275WL-3-250-X	56	6
-	3/8"	350	200	-	1275WL-3-350-X	64	7
<b>OTHER FUELS</b> T Grade welding hose with 9/16" - 18 UNF welding hose fittings.							
1275WT-3-100-X	3/8"	100	200	73	-	-	4
1275WT-3-150-X	3/8"	150	200	90	-	-	5
1275WT-3-250-X	3/8"	250	200	126	-	-	6

### - SUFFIX "X" OPTIONS

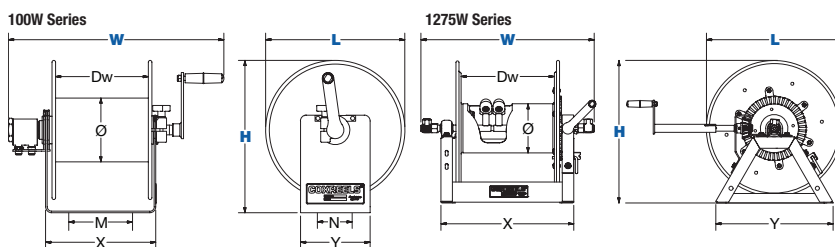
When ordering, substitute the "X" with selection below. NOTE: Add 5 lbs to ship weight if reel is crated.

SUFFIX	TYPE	DESCRIPTION	ADD ON APRX. LBS
A	AIR - 4 VANE	ALUMINIUM BODY AIR MOTOR	8
C	FRONT HAND CRANK	BEVEL GEARED CRANK	3
H	HYDRAULIC	END PORTED 9/16-18 UNF	6

## REEL DIMENSIONS

Technical Data Sheets Available On Website

SIZE INDEX	W		H		L	X	Y		Ø	Dw
	CRANK	ELEC.	CRANK	ELEC.			CRANK	ELEC.		
1	15 1/4"	-	13"	-	12"	6"	6"	-	5 1/2"	4 1/2"
2	18 3/4"	-	13"	-	12"	9 1/2"	6"	-	5 1/2"	8"
3	18 1/4"	-	18"	-	17"	9 1/2"	6"	-	5 1/2"	8"
4	18 7/8"	19 7/8"	18 5/8"	19 1/8"	17 5/8"	13 3/8"	15 3/8"	16"	6 1/4"	8"
5	22 7/8"	23 7/8"	18 5/8"	19 1/8"	17 5/8"	17 3/8"	15 3/8"	16"	6 1/4"	12"
6	28 7/8"	29 7/8"	18 5/8"	19 1/8"	17 5/8"	23 3/8"	15 3/8"	16"	6 1/4"	18"
7	34 7/8"	35 7/8"	18 5/8"	19 1/8"	17 5/8"	29 3/8"	15 3/8"	16"	6 1/4"	24"



AVAILABLE IN  
STAINLESS STEEL

Please, consult Factory.



MOTORIZED  
HAND CRANK

## SWIVELS & O-RING COMPATIBILITY CHART

	Brass	Zinc Plated Steel	Electroless Nickel Plated Steel	Stainless Steel	Aluminum	Melozed Steel
<b>Available Swivel I.D.</b> Female NPT fittings (*BSPT fittings available)	1/4"	•	•			•
	3/8"	•	•			
	1/2"	•	•			
	3/4"	•	•			
	1"			•	•	
	1 1/2"			•	•	
	2"			•	•	
<b>Available Swivel Seals</b> (Refer to O-Ring Compatibility Chart for desired application)	Buna	•	•	•	•	
	EPDM	•	•	•	•	
	Viton®	•	•	•	•	•
	AFLAS			•	•	

## O-RING COMPATIBILITY CHART

Intended as a general guideline only. Users must test under their own operating guidelines to determine suitability. Please consult factory if your application is not listed.

1 = Recommended | 2 = Fair | 3 = Poor | 4 = Unsatisfactory

	ACETYLENE	AIR (-30°F TO +25°F)	AIR (+25°F TO 200°F)	AIR (200°F TO 300°F)	AIR (300°F TO 400°F)	ANTIFREEZE	FUEL OIL / KEROSENE	GREASE (PETROLEUM BASED)	HYDROCHLORIC ACID	MOTOR OIL (PETROLEUM BASED)	NATURAL GAS	NITROGEN	OXYGEN (200°F TO 300°F)	OXYGEN (COLD)	PESTICIDES	STEAM (BELOW 300°F)	STEAM (300°F TO 400°F)	SEWAGE	SEA WATER	WATER (UP TO 200°F)
→	1	1	1	3	4	2	1	1	3	1	1	1	4	2	2	4	4	1	1	1
→	1	1	1	2	4	1	4	4	2	4	4	1	4	2	4	1	2	1	1	1
→	1	2	1	1	1	2	1	1	1	1	1	2	1	1	2	3	2	2	2	2
→	1	3	1	1	1	1	2	2	1	2	1	1	4	2	1	2	3	1	1	1



**Brass Swivels**

CNC machined from solid brass swivels are built for general multi-purpose applications. Configured in a 90 degree fluid path with full flow designed. Working pressure up to 3000 PSI & -40°F to 400°F\*.



**Zinc Plated Steel Swivels**

Machined from strong low carbon steel and configured in a 90 degree fluid path with full flow designed. Zinc plated steel swivels are recommended for non-corrosive applications. Working pressure up to 5000 PSI & -40°F to 400°F\*.



**Electroless Nickel Plated Steel Swivels**

Machined from strong low carbon steel and configured in a 90 degree fluid path with full flow designed. Nickel plated steel swivels are recommended for mildly corrosive applications. Working pressure up to 4000 PSI & -40°F to 400°F\*.



**Stainless Steel Swivels**

Machined from high quality, pure 316 stainless steel and configured in a 90 degree fluid path with full flow design. Stainless steel swivels offer superior corrosion protection. Working pressure up to 5000 PSI & -40°F to 400°F\*.



**Aluminum Swivels**

Machined from lightweight aluminum and configured in an in-line fluid path with full flow design. Working pressure up to 600 PSI & -40°F to 400°F\*.




**Melozed Steel Swivels**

Configured in a 90 degree fluid path with 1/4" ports, melozed steel swivels are used for hydraulic applications. Working pressure up to 10,000 psi & -5°F to 400°F\*.

\*Temperature rating depends on the seal type selected

## MOUNTING & ROLLER BRACKETS

PART NO.	STAINLESS STEEL	REEL SERIES					
		P	SH, MP & HP	T	PC	P-W & SHW	P-WC
 <p><b>Swing Bracket</b> For vertical surface mounting, allows reel to swing 180°. Powder coated crinkle black 1/4" steel. Weight: 5 lbs.</p>	•	•	•	•	•	•	
	•						
 <p><b>Swivel Bracket</b> For horizontal surface mounting, ball bearing rotation, allows reel to swivel 345°. Powder coated crinkle black heavy gauge steel. Weight: 6 lbs. NOT FOR USE IN CEILING APPLICATIONS.</p>	•	•	•	•	•	•	
	•						
 <p><b>EZ-Up Bracket</b> Reel easily slides in &amp; out for easy overhead mounting. Use as an alternative to the #MR-1. Must be ordered with #15724 for "I" or "H" beam installations. Weight: 6.5 lbs.</p>	•	•	•	•	•	•	
	•						
 <p><b>EZ-Up "I" or "H" Beam Adapter</b> Must be ordered with #15723. Powder coated crinkle black, all steel construction. Weight: 5 lbs.</p>	•	•	•	•	•	•	
	•						
 <p><b>Mounting Bracket</b> For overhead mounting, fits 3" to 8 1/2" flange on "I" or "H" beam. Powder coated crinkle black 3/16" bent steel. Weight: 13 lbs.</p>	•	•	•	•	•	•	
	•						
 <p><b>4-Way Roller Bracket</b> Heavy gauge steel, powder coated Coxreels blue (4RB) Available in stainless steel (4RB-SS). Weight: 1 lbs.</p>	•	•	•	•	•	•	
	•						

## HOSE STOPS & GUARDS




HOSE STOPS PART NO.	HOSE GUARD PART NO.	HOSE		CORD	OVERALL
		I.D.	O.D.		
<b>131</b>	<b>237-1</b>	1/4"	1/2"	12/3 SJO	2 1/2"
<b>131-1</b>	<b>237-1</b>	-	-	16/3 SJO	2 1/2"
<b>131-3</b>	<b>237-1</b>	3/8"	2 1/32"	10/3 SO	2 1/2"
<b>131-4</b>	<b>398-1</b>	1/2"	3/4"	-	2 1/2"
<b>254</b>	-	1/2"	3/4"	-	3 1/2"
<b>430</b>	<b>398-1</b>	3/4"	1"	-	3 1/2"
<b>20214</b>	-	1"	1 9/16"	-	5"

## PVC INLET HOSE ASSEMBLIES



PART NO.	FITTINGS	I.D.	LENGTH	PSI
<b>5150-1.5</b>	1/4" Male x Female NPT	1/4"	18"	300
<b>5153-1.5</b>	3/8" Male x Female NPT	3/8"	18"	300
<b>5154-1.5</b>	1/2" Male x Female NPT	1/2"	18"	300
<b>5155-1.5</b>	3/4" Male x Male NPT	3/4"	18"	300
<b>5224-1.5</b>	3/8" Male x Male NPT	3/8"	18"	3,000
<b>5256-1.5</b>	1/2" Male x Male NPT	1/2"	18"	2,500
<b>5290-1.5</b>	3/4" Male x Male NPT	3/4"	18"	1,500
<b>5304-1.5</b>	1/4" Male x Male NPT	1/4"	18"	5,000
<b>5336-1.5</b>	3/8" Male x Male NPT	3/8"	18"	4,000

## BEND RESTRICTORS






ADD SUFFIX	I.D.	DESCRIPTION	PSI
<b>-BxB</b>	1/4"	Black PVC Bend Restrictor	300
<b>-BxB</b>	3/8"	Black PVC Bend Restrictor	300
<b>-BxB</b>	1/2"	Black PVC Bend Restrictor	300

Designed to limit the degree of bending without compromising the integrity of the hose assembly while also preventing the hose-end from kinking, excessive wearing, & tearing.

# ACCESSORIES



## 4-WAY ROLLER BRACKETS

	PART NO.	SS OPTION	1125	1275
 <p><b>Top Rewind</b> 4-way enclosed pinch-proof stainless steel rollers are 1" in diameter supported by powder coated steel brackets. Specify drum width. Weight: 10 lbs.</p>	<b>15353*</b>	•	•	•
	<b>15355*</b>	•		•
 <p><b>Top Rewind</b> <b>CEILING MOUNT APPLICATIONS</b> 4-way enclosed pinch-proof stainless steel rollers are 1" in diameter supported by powder coated steel brackets. Specify ceiling mount &amp; specify drum width. Weight: 10 lbs.</p>	<b>15358*</b>		•	•
	<b>15354*</b>	•	•	•
 <p><b>Bottom Rewind</b> 4-way enclosed pinch-proof stainless steel rollers are 1" in diameter supported by powder coated steel brackets. Specify drum width. Weight: 10 lbs.</p>	<b>15354*</b>	•	•	•
	<b>15353-P*</b>		•	

\*Add drum width dimension as the suffix to the part number

EXAMPLE: An 1125-4-200 reel drum width is **12"**. Order part number: **15353-12**



## 3-WAY ROLLER BRACKET ASSEMBLIES

	PART NO.	SS OPTION	1125	1275
 <p><b>Top Rewind</b> 3-way open spool roller assembly with 1.5" chrome-plated machined steel spools &amp; 1.5" stainless steel tubing bottom roller &amp; powder coated steel brackets. Specify drum width. Weight: 14 lbs.</p>	<b>15359*</b>	•	•	•
	<b>15362*</b>	•	•	•
 <p><b>Bottom Rewind</b> 3-way open spool roller assembly with 1.5" chrome-plated machined steel spools &amp; 1.5" stainless steel tubing bottom roller and powder coated steel brackets. Specify drum width. Weight: 14 lbs.</p>	<b>15362*</b>	•	•	•
	<b>15359*</b>	•	•	•


\*Add drum width dimension as the suffix to the part number

EXAMPLE: An 1125-4-200 reel drum width is **12"**. Order part number: **15359-12**

## HOSE GUIDES

	PART NO.	1125
 <p><b>Pivoting Hose Guide</b> Heavy gauge powder coated steel arm &amp; pivot mount w/5 locking positions. Stainless steel enclosed 4-way roller system &amp; zinc plated axle for non-corrosive performance. Specify drum width. (For motor options E &amp; ED only). Weight: 17 lbs.</p>	<b>15733</b> Bottom Return	•
	<b>15732</b> Top Return	•
 <p><b>Sliding Hose Guide</b> 4-way, solid black delrin roller assembly, smooth tapered handle, non-corrosive zinc plated solid rods, heavy gauge "CPC" powder coated steel framing. Specify drum width. Weight: 8 lbs.</p>	<b>15734</b>	•

## 1125 SERIES STACKING BRACKET

	PART NO.	1125
 <p><b>Top Rewind</b> Stack your 1125 Series reels for double the storage in the same work area. Powder coated crinkle black, steel construction. Weight 6 lbs.</p>	<b>7480</b>	•



\*Add drum width dimension as the suffix to the part number

EXAMPLE: An 1125-4-200 reel drum width is **12"**. Order part number: **7480-12**



## MODEL UPGRADES & ADDITIONS

	PART NO.	SS OPTION	1125
 <p><b>Spring Loaded Lock Pin</b> The spring-loaded lock pin assembly is designed to lock &amp; secure the reel, even in mobile conditions over rough terrain.</p>	<b>20843</b>	•	•
	<b>7406</b>		•
 <p><b>Gear Guards</b> Guards beveled gears or chain &amp; sprocket from dirt &amp; foreign matter, while also protecting operator from injury.</p>	<b>7406</b>		•
	Prefix model <b>BX-</b>	•	•
 <p><b>Brawny Reel Upgrade</b> Available for 1125 Series for 3,000 PSI (<b>BX-</b>) or 5,000 PSI (<b>BH-</b>) - 10 gauge plates welded into each disc to keep them from bowing. - Prevents deformation &amp; eventual crushing of the drum that can be caused by hose pressure. - The center drum has been thickened from 16GA to 14GA.</p>	Prefix model <b>BH-</b>	•	•
	Prefix model <b>BH-</b>	•	•
 <p><b>High Temperature Drag Brake</b> For 1/2" models.</p>	<b>7429-1-4</b>		•
	<b>7429-1-5</b>		•
 <p><b>Heavy Duty Band Brake</b> Steel band lined with brake friction material. Tension is adjusted with a wing nut or a knob by hand (no tools required). - Increased braking power. - Increased brake life. - Easier &amp; more precise brake adjustment (control).</p>	<b>8340</b>		•
	<b>15735</b>		•
 <p><b>Wand Holder</b> - Lightweight aluminum construction with black CPC™ powder finish. - 24" long with a 1.6" diameter, ideal to store pressure washing guns &amp; other spraying devices. - Left, right, front &amp; rear sides mount configuration.</p>	<b>15735</b>		•
	<b>HSRK-050</b> 1/2" Hose		•
 <p><b>Hose Strain Relief Kit</b> - Allows the hose to be secured against the drum. - The clamp provides a strain relief when the hose is fully extended from the reel. - Allow the hose to be routed between the riser connection &amp; the hose clamp with a proper bend radius.</p>	<b>HSRK-050</b> 1/2" Hose		•

## PORTABLE HOSE REEL CART








	PART NO.	1125
 <p><b>Portable Cart</b> Steel round handle detaches for compact storage. Steel front legs with rubber feet prevent sliding. High grade ball bearings with hardened cup. 1/2" diameter steel axle. Solid 8" rubber tires. For 8" semi-pneumatic tires order model. Weight: 17 lbs.</p>	<b>PR-1125-6</b> 1125-4-100	•
	<b>PRP-1125-6</b> 1125-4-100	•
	<b>PR-1125-12</b> 1125-4-200 1125-4-200-BYXX	•
	<b>PRP-1125-12</b> 1125-4-200 1125-4-200-BYXX	•
 <p><b>Carry Handles</b> Easily bolts to "A" frame making the reel portable. 1" tube steel construction. Powder coated crinkle black. Weight: 8 lbs.</p>	<b>PR-1125-HC</b>	•

## SPEED CONTROLLERS FOR MOTORIZED MODELS








	PART NO.	MOTOR OPTIONS							
		E	EB	ED	EA	EJ	EF	A	AB
 <p><b>Electric Motor Speed Controller</b> For AC motors.</p>	<b>20868</b>				•	•			
	<b>15212</b>							•	
 <p><b>Control Valve</b> Control valve for No. 4 Gast Air Motor available upon request.</p>	<b>15212</b>							•	
	<b>15212-1</b>								•

# ACCESSORIES

## SPEED CONTROLLERS FOR MOTORIZED MODELS

	PART NO.	MOTOR OPTIONS					
		E	EB	ED	EA	EJ	EF
 <b>Explosion Proof Stationary Push Button Switch</b> For 12V D.C. applications, must be used with solenoid. Cast 3/4" N.P.T. hub inlet.	20882	•					
 <b>Vapor Proof Junction Box</b> Includes box cover & gasket, has three 3/4" N.P.T. hubs.	20883	•	•	•	•	•	•
 <b>General Purpose Reversing Switch</b> For direct starting & reversing of A.C. rewind motor.	15210				•	•	
 <b>Sealed Push Button Switch</b> Weather proof, dust proof momentary contact. To be used with solenoid.	20876	•	•	•	•	•	•
 <b>Solenoid Relay</b> 12V D.C. for activating motor.	20877	•		•			
 <b>Circuit Breaker</b> 50 amp automatic reset, circuit breaker. A circuit breaker is recommended for all 12V D.C. explosion proof motors.	20878	•		•			
 <b>Switch Box</b> (Includes #20876, #20877, & #20878 & all parts needed to assemble the entire switch box) - Casing is powder coated crinkle black.	8281	•		•			

## SPEED CONTROLLERS FOR MOTORIZED MODELS

	PART NO.	MOTOR OPTIONS					
		E	EB	ED	EA	EJ	EF
 <b>Electrical Box &amp; Switch</b> - Installs on any DC electric motor kit. - Push button switch mounts to frame or to 3-Way Pin Lock. - Works with all guards and accessories.	16780-12 12 VDC	•		•			
	16780-24 24 VDC		•				•
 <b>115/230 AC/Volt Variable Speed Controller</b> - 10-amp fuse. - On/off push button switch. - Forward/reverse feature.	20875				•	•	
 <b>115/230 AC/Volt Variable Speed Controller</b> - 10-amp fuse. - On/off push button switch.	20874				•	•	
 <b>115/230 AC/Volt Variable Speed Controller</b> 10-amp fuse.	20873				•	•	
 <b>12 Volt DC Electric Motor Variable Speed Controller</b> On/off push button switch. • Relay, 50-amp circuit breaker. • Forward/reverse feature.	20872	•		•			
 <b>12 Volt DC Electric Motor Variable Speed Controller</b> On/off push button switch. • Relay, 50-amp circuit breaker.	20871	•		•			
 <b>12 Volt DC Electric Motor Variable Speed Controller</b>	20870	•		•			

# CUSTOMIZE YOUR REEL FROM CONCEPT TO COMPLETION

## CUSTOMIZE YOUR REEL WITH COXREELS CUSTOM PRODUCTS:

Our engineering capabilities and manufacturing processes allow us to design and build top quality products for any conceivable application where reels are needed.

- Customize fluid paths/axes or create custom brackets, mounts, and accessories.
- Integrate with your specific hardware, systems, or devices.
- Modify drums, add divider disks, manipulate openings, or integrate hose handling devices.
- Combine features of various reel model lines, creating your own hybrid reel.
- Create custom retraction systems.
- Increase temperature and pressure capabilities, or multiply fluid paths.
- The possibilities are only limited by your imagination!

## POWDER COAT OPTIONS\*

3 digit suffix for spring driven or 4 digit suffix for hand crank & motorized models.



-BXX or -BXXX  
Blue



-RXX or -RXXX  
Red



-GXX or -GXXX  
Gray



-KXX or -KXXX  
Gloss Black



-CXX or -CXXX  
Crinkle Black



-WXX or -WXXX  
White



-NXX or -NXXX  
Green

\*Minimum quantity & or dollar amount may apply



# EZ-COIL®

## SAFETY REWIND SYSTEM

EZ-Coil® is a patented controlled retraction technology offered exclusively on Coxreels' Safety Series reels. EZ-Coil® retracts up to 80% slower than conventional reels, resulting in workplace safety, protection from injury & costly property damage. **NOBODY SHOULD BE WITHOUT EZ-COIL®!**

up to **80% Slower Retraction**


	Conventional SPRING DRIVEN REELS	COXREELS EZ-COIL
<b>SPEED</b>	25 ft./sec.	5 ft./sec.
<b>WHIPPING</b>	5-15 ft.	1 ft.
<b>IMPACT</b>	500 ft./lbs.	0-1 ft./lbs.

Based on an independent evaluation performed by COXREELS. Depending on certain conditions, results may vary.





## INDUSTRY CATALOGS



## PRODUCT CATALOGS




**CORPORATE HEADQUARTERS:**

Tempe, Arizona USA

Phone: 480.820.6396 Fax: 480.820.5132

Toll Free: 800.COX.REEL Toll Free Fax: 800.229.REEL

[www.coxreels.com](http://www.coxreels.com) [info@coxreels.com](mailto:info@coxreels.com)



**INTERNATIONAL:**

EUROPE / MIDDLE EAST / AFRICA

Phone: +44 (0) 1536 464 990

Fax: +44 (0) 1536 464 999

[www.crireels.com](http://www.crireels.com) [sales@cireels.com](mailto:sales@cireels.com)